







Spring 2 – Let's Get Growing.

Week/book	Intent	Vocabulary	<i>Linked texts, rhymes and activities</i>	Outcomes (from Development Matters).
	<p>Explore the natural world around them, making observations and drawing pictures of animals and plants.</p>	<p>Seed, growth, conditions, thrive, sunlight, damp, community, planting</p>	<p><i>The Tin Forest</i> <i>How Flowers Grow.</i> Planting a seed, observing its growth.</p>	<p>Understand some important processes and changes in the natural world.</p>
	<p>Investigate how plants grow and how this changes in every season.</p>	<p>Cycle, germination, swell, sprout, shoot, stem, flower, dispersal.</p>	<p><i>The Seasons.</i> <i>In the Garden.</i> Growing cress. Observing growth. Signs of Spring Walk. Observational drawing of a flowering plant. Using Eric Carle's technique to create a Mother's Day card.</p>	<p>Understand some important processes and changes in the natural world around them, including the seasons.</p>

	<p>Explore the importance of working together and every person's unique gifts.</p>	<p>Crops, weeds, pesticide, fertiliser, hay, harvest, fallow.</p>	<p><i>The Enormous Turnip</i> <i>The Enormous Potato.</i></p>	<p>Talk about the lives of the people around them and their roles in society.</p>
	<p>Look into deforestation, its causes and consequences. Explore which continents are most at risk.</p>	<p>Deforestation, Africa, continent, country, timber, tradition, ceremony, highlands, earth.</p>	<p><i>Baby Goes to Market</i> Use an atlas and globe to locate Africa.</p>	<p>Know some similarities and differences between the natural world around them and contrasting environments, drawing on their experiences and what has been read in class.</p>
	<p>Explore the role of bees in the ecosystem.</p>	<p>Fearful, instructions, meadow, seasons, rewilding, pollen.</p>	<p><i>Bee</i> <i>Bee Movie</i> Visit to Bosavern Farm</p>	<p>Describe their immediate environment using knowledge from observation, discussion, stories, non-fiction texts and maps.</p>

	<p>Investigate the water cycle.</p>	<p>Pour, overflowed, swelling, plunged, undeterred.</p>	<p>The Water Cycle Song. Create a water cycle in a bag. Walk to the stream and then the beach.</p>	<p>Understand some important processes and changes in the natural world around them, including the changing states of matter.</p>
---	-------------------------------------	---	--	---

Other learning opportunities arising this term: St Piran's Day, World Book Day, Mother's Day, Easter.