


**Headteacher update**

The children have come back to school so wonderfully this week and have been keen to get stuck into their new topics. It has been so lovely to walk around the school and see all of the children so eager and engaged. They have had a positive attitude to their learning and are asking some great questions about the learning to come. Year 5/6 have produced some great time lines of the events of WW2 and have taken great pride in their work.



The topics this term will be:

**Cowloe**—A child's war (focussing on the events of World War 2)

**Longships**—A journey down the Amazon

**Brisons**—The great fire of London

**Aire**—Once upon a time

The termly planners have been uploaded to the website so please take a look so that you can see the wonderful learning that will be taking place. There are also some good book suggestions matched to the topic for those who are interested.

**Contact information**

Tel: 01736 871 392

Mrs Smith:

head@sennen.tpacademytrust.org

Mrs Raitt:

sennen@tpacademytrust.org

Mrs Thomas (SENDCO):

rthomas@sennen.tpacademytrust.org

Mrs Baker:

sbaker@sennen.tpacademytrust.org

Mrs Hulse:

khulse@sennen.tpacademytrust.org

Miss Clackworthy:

hclackworthy@sennen.tpacademytrust.org

Miss Sawle:

csawle@sennen.tpacademytrust.org

Mrs Tindall:

etindall@sennen.tpacademytrust.org



**Important dates:**

- Thursday 26th January— High Five match vs St Leven
- Monday 30th January—Cross Country @ St Ives Rugby Club
- Friday 10th February—Last day of term 3
- Monday 20th February—1st day of term 4
- Friday 31st March—Last day term 4

Topic: The Great Fire Of London. Class Brisons Year Groups 1 and 2		Class Cowloe Years 5/6 Topic World War 2—A Child's War		
<p><b>RE</b></p> <p><b>Intent:</b> To learn about why 'God' is such an important word to Christians</p> <p><b>Progress:</b> Children have explored the position and direction previously using books</p> <p><b>Sequence of learning:</b></p> <p>Lesson 1: The creation story</p> <p>Lesson 2: What is heaven? What is heaven and why is it so important?</p> <p>Lesson 3: Why is the word 'God' so important to Christians? What does the world God mean to Christians? Who is it?</p> <p><b>Outcomes:</b></p> <p>To have a clear understanding of why the word 'God' is important to Christians and what the creation story is about</p>	<p><b>Computing</b></p> <p><b>Intent:</b> Robot algorithms—This unit develops children's understanding of algorithms</p> <p><b>Progress:</b> Children have explored position and direction previously using books</p> <p><b>Sequence of learning:</b></p> <p>Lesson 1: A simple introduction—Children will follow instructions given to them and give instructions to others</p> <p>Lesson 2: A simple introduction—Children will follow instructions given to them and give instructions to others</p> <p>Lesson 3: Making a simple robot—Children will follow instructions given to them and give instructions to others</p> <p>Lesson 4: Making a simple robot—Children will follow instructions given to them and give instructions to others</p> <p>Lesson 5: Making a simple robot—Children will follow instructions given to them and give instructions to others</p> <p>Lesson 6: Making a simple robot—Children will follow instructions given to them and give instructions to others</p> <p>Lesson 7: Making a simple robot—Children will follow instructions given to them and give instructions to others</p> <p>Lesson 8: Making a simple robot—Children will follow instructions given to them and give instructions to others</p> <p>Lesson 9: Making a simple robot—Children will follow instructions given to them and give instructions to others</p> <p>Lesson 10: Making a simple robot—Children will follow instructions given to them and give instructions to others</p> <p><b>Outcomes:</b></p> <p>To have a better understanding of algorithms and the importance of using the correct sequence of instructions</p>	<p><b>Ort</b></p> <p><b>Intent:</b> To learn about structures and the stability of different types</p> <p><b>Progress:</b> Children have explored the position and direction previously using books</p> <p><b>Sequence of learning:</b></p> <p>Lesson 1: Structures—Children will explore the position and direction previously using books</p> <p>Lesson 2: Structures—Children will explore the position and direction previously using books</p> <p>Lesson 3: Structures—Children will explore the position and direction previously using books</p> <p>Lesson 4: Structures—Children will explore the position and direction previously using books</p> <p>Lesson 5: Structures—Children will explore the position and direction previously using books</p> <p>Lesson 6: Structures—Children will explore the position and direction previously using books</p> <p>Lesson 7: Structures—Children will explore the position and direction previously using books</p> <p>Lesson 8: Structures—Children will explore the position and direction previously using books</p> <p>Lesson 9: Structures—Children will explore the position and direction previously using books</p> <p>Lesson 10: Structures—Children will explore the position and direction previously using books</p> <p><b>Outcomes:</b></p> <p>To have a clear understanding of what types of structures are most stable and how they change over time</p>	<p><b>History</b></p> <p><b>Intent:</b> To learn about the events of World War 2</p> <p><b>Progress:</b> Children have explored the position and direction previously using books</p> <p><b>Sequence of learning:</b></p> <p>Lesson 1: The events of World War 2</p> <p>Lesson 2: The events of World War 2</p> <p>Lesson 3: The events of World War 2</p> <p>Lesson 4: The events of World War 2</p> <p>Lesson 5: The events of World War 2</p> <p>Lesson 6: The events of World War 2</p> <p>Lesson 7: The events of World War 2</p> <p>Lesson 8: The events of World War 2</p> <p>Lesson 9: The events of World War 2</p> <p>Lesson 10: The events of World War 2</p> <p><b>Outcomes:</b></p> <p>To have a clear understanding of the events of World War 2 and the impact it had on the world</p>	
<p><b>Geography</b></p> <p><b>Intent:</b> To describe and understand the aspects of coastal geography, including types of coasts and sea use, economic activities and the distribution of natural resources</p> <p><b>Progress:</b> Children have explored the position and direction previously using books</p> <p><b>Sequence of learning:</b></p> <p>Lesson 1: Coastal geography—Children will explore the position and direction previously using books</p> <p>Lesson 2: Coastal geography—Children will explore the position and direction previously using books</p> <p>Lesson 3: Coastal geography—Children will explore the position and direction previously using books</p> <p>Lesson 4: Coastal geography—Children will explore the position and direction previously using books</p> <p>Lesson 5: Coastal geography—Children will explore the position and direction previously using books</p> <p>Lesson 6: Coastal geography—Children will explore the position and direction previously using books</p> <p>Lesson 7: Coastal geography—Children will explore the position and direction previously using books</p> <p>Lesson 8: Coastal geography—Children will explore the position and direction previously using books</p> <p>Lesson 9: Coastal geography—Children will explore the position and direction previously using books</p> <p>Lesson 10: Coastal geography—Children will explore the position and direction previously using books</p> <p><b>Outcomes:</b></p> <p>To have a clear understanding of coastal geography and the impact it has on the world</p>	<p><b>Science</b></p> <p><b>Intent:</b> To consider scientific learning about the way light behaves and extend their experience of light</p> <p><b>Progress:</b> Children have explored the position and direction previously using books</p> <p><b>Sequence of learning:</b></p> <p>Lesson 1: Light—Children will explore the position and direction previously using books</p> <p>Lesson 2: Light—Children will explore the position and direction previously using books</p> <p>Lesson 3: Light—Children will explore the position and direction previously using books</p> <p>Lesson 4: Light—Children will explore the position and direction previously using books</p> <p>Lesson 5: Light—Children will explore the position and direction previously using books</p> <p>Lesson 6: Light—Children will explore the position and direction previously using books</p> <p>Lesson 7: Light—Children will explore the position and direction previously using books</p> <p>Lesson 8: Light—Children will explore the position and direction previously using books</p> <p>Lesson 9: Light—Children will explore the position and direction previously using books</p> <p>Lesson 10: Light—Children will explore the position and direction previously using books</p> <p><b>Outcomes:</b></p> <p>To have a clear understanding of light and its properties</p>	<p><b>History</b></p> <p><b>Intent:</b> To learn about an aspect or theme in history that enables deeper conceptual knowledge beyond 2008</p> <p><b>Progress:</b> Children have explored the position and direction previously using books</p> <p><b>Sequence of learning:</b></p> <p>Lesson 1: The Second World War—Children will explore the position and direction previously using books</p> <p>Lesson 2: The Second World War—Children will explore the position and direction previously using books</p> <p>Lesson 3: The Second World War—Children will explore the position and direction previously using books</p> <p>Lesson 4: The Second World War—Children will explore the position and direction previously using books</p> <p>Lesson 5: The Second World War—Children will explore the position and direction previously using books</p> <p>Lesson 6: The Second World War—Children will explore the position and direction previously using books</p> <p>Lesson 7: The Second World War—Children will explore the position and direction previously using books</p> <p>Lesson 8: The Second World War—Children will explore the position and direction previously using books</p> <p>Lesson 9: The Second World War—Children will explore the position and direction previously using books</p> <p>Lesson 10: The Second World War—Children will explore the position and direction previously using books</p> <p><b>Outcomes:</b></p> <p>To have a clear understanding of the Second World War and its impact on the world</p>	<p><b>Computing</b></p> <p><b>Intent:</b> To learn how to create vector drawings</p> <p><b>Progress:</b> Children have explored the position and direction previously using books</p> <p><b>Sequence of learning:</b></p> <p>Lesson 1: Vector drawings—Children will explore the position and direction previously using books</p> <p>Lesson 2: Vector drawings—Children will explore the position and direction previously using books</p> <p>Lesson 3: Vector drawings—Children will explore the position and direction previously using books</p> <p>Lesson 4: Vector drawings—Children will explore the position and direction previously using books</p> <p>Lesson 5: Vector drawings—Children will explore the position and direction previously using books</p> <p>Lesson 6: Vector drawings—Children will explore the position and direction previously using books</p> <p>Lesson 7: Vector drawings—Children will explore the position and direction previously using books</p> <p>Lesson 8: Vector drawings—Children will explore the position and direction previously using books</p> <p>Lesson 9: Vector drawings—Children will explore the position and direction previously using books</p> <p>Lesson 10: Vector drawings—Children will explore the position and direction previously using books</p> <p><b>Outcomes:</b></p> <p>To have a clear understanding of vector drawings and their uses</p>	<p><b>PSHE</b></p> <p><b>Intent:</b> To learn about the importance of looking after ourselves</p> <p><b>Progress:</b> Children have explored the position and direction previously using books</p> <p><b>Sequence of learning:</b></p> <p>Lesson 1: Looking after ourselves—Children will explore the position and direction previously using books</p> <p>Lesson 2: Looking after ourselves—Children will explore the position and direction previously using books</p> <p>Lesson 3: Looking after ourselves—Children will explore the position and direction previously using books</p> <p>Lesson 4: Looking after ourselves—Children will explore the position and direction previously using books</p> <p>Lesson 5: Looking after ourselves—Children will explore the position and direction previously using books</p> <p>Lesson 6: Looking after ourselves—Children will explore the position and direction previously using books</p> <p>Lesson 7: Looking after ourselves—Children will explore the position and direction previously using books</p> <p>Lesson 8: Looking after ourselves—Children will explore the position and direction previously using books</p> <p>Lesson 9: Looking after ourselves—Children will explore the position and direction previously using books</p> <p>Lesson 10: Looking after ourselves—Children will explore the position and direction previously using books</p> <p><b>Outcomes:</b></p> <p>To have a clear understanding of the importance of looking after ourselves</p>

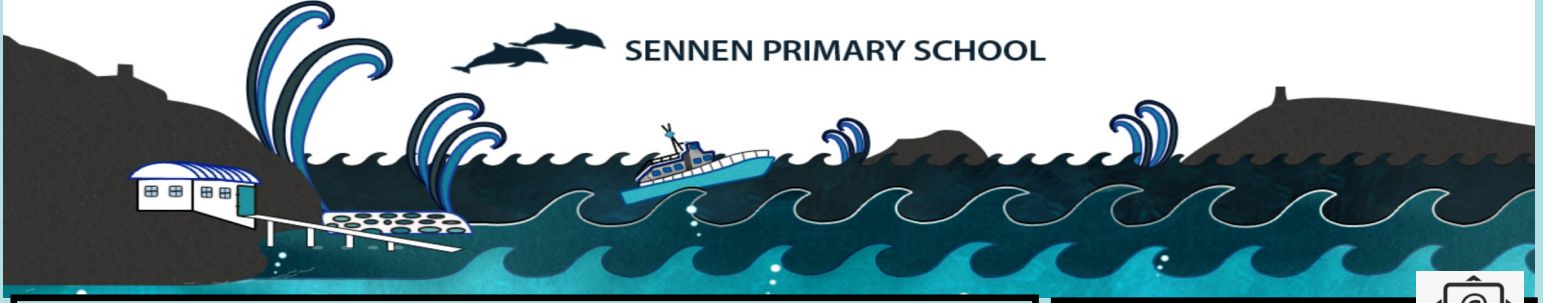
**A message from Miss Clackworthy**

Due to it's huge popularity, show and tell will be on a Friday each week (rather than things being brought in all week), so please can you discourage your child from bringing in things on any other day. This will then be planned into the day to try and fit as many children as possible.

**Parent survey**

Thank you so much to those who have responded to our parent survey. The link will be open for another week, so you still have time if you would like to let us know your thoughts. You can access the survey using the following link:

[https://docs.google.com/forms/d/e/1FAIpQLScPT1cwuZ6ZfBbaDmoQO4neXsIsYlg39-uUa17D777oJSftA/viewform?usp=sf\\_link](https://docs.google.com/forms/d/e/1FAIpQLScPT1cwuZ6ZfBbaDmoQO4neXsIsYlg39-uUa17D777oJSftA/viewform?usp=sf_link)



**Headteacher update**

**New Club!**

Another great after school club has been organised for KS2. Every Friday after school 3:15-4pm we will have Luke Jackson running a karate club. I know the children really enjoy his karate club on a Friday evening so we are hoping it will be popular. If you have always wanted to try it and wasn't too sure, now is the time. It will be £2 a session there will be 5 sessions to start with, payment will be required up front. If you would like to sign your child up please visit Mrs Raitt in the office to complete a form and hand in your money.

**Upcoming competitions**

We have arranged a high Five match against St Leven School on Thursday 26th January after school. Nancedra will also be sending us a new date to replace the one we cancelled before Christmas.

Our next cross county competition will be on Monday 20th January at St Ives Rugby Club. I will be taking the children along in the minibus as usual, and you will have the opportunity to come along and watch and collect from there.

I have had a chat with Mr Macdonald at St Buryan, and he is very keen for us to play a football match against them, and hopefully one or 2 other sports—keep your eye on the dates column!

**Clubs and PE days**

Day	Event	Club option
Monday	Cowloe Rugby—PE kits please Longships PE—PE kits please	Running KS2
Tuesday	Brisons group 2 swimming / group 1 PE—PE kits please	Writing 5 & 6
Wednesday	PE for Brisons, Longships & Cowloe	Multi sports for KS1
Thursday		High Five KS2 Stay and play KS2
Friday	Forest school session for Aire 'Show and tell' for Brisons Class	Karate

Have a great weekend!

**Contact information**

**Tel: 01736 871 392**

Mrs Smith:

head@sennen.tpacademytrust.org

Mrs Raitt:

sennen@tpacademytrust.org

Mrs Thomas (SENDCO):

rthomas@sennen.tpacademytrust.org

Mrs Baker:

sbaker@sennen.tpacademytrust.org

Mrs Hulse:

khulse@sennen.tpacademytrust.org

Miss Clackworthy:

hclackworthy@sennen.tpacademytrust.org

Miss Sawle:

csawle@sennen.tpacademytrust.org

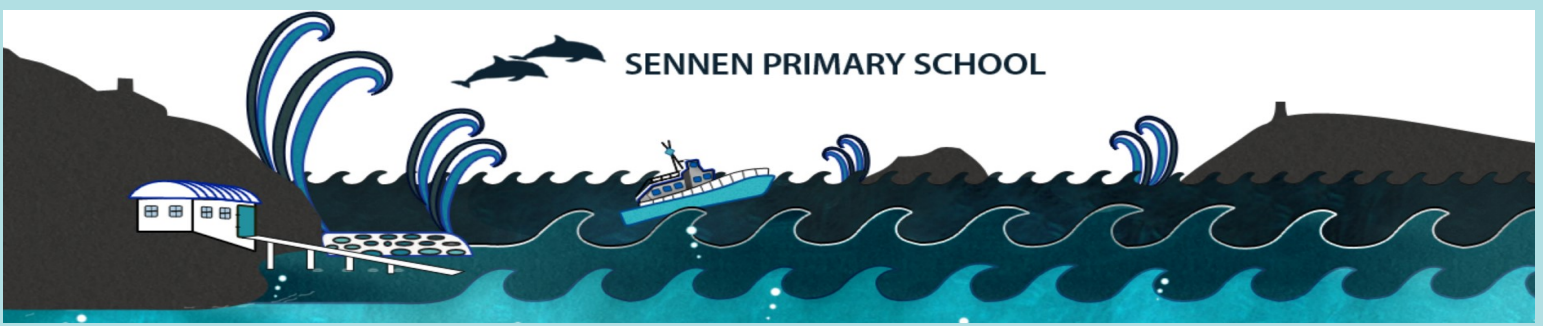
Mrs Tindall:

etindall@sennen.tpacademytrust.org



**Important dates:**

- Thursday 26th January—High Five match vs St Leven
- Monday 30th January—Cross Country @ St Ives Rugby Club
- Friday 10th February—Last day of term 3
- Monday 20th February—1st day of term 4
- Friday 31st March—Last day term 4



A message from the Minack



## FREE WORKSHOPS FOR YOUNG PEOPLE

**CREATE A PLAY IN A DAY AT THE  
MINACK THEATRE!**

For more information or  
to join our mailing list  
visit: [www.minack.com/take-part](http://www.minack.com/take-part)  
or email: [education@minack.com](mailto:education@minack.com)



### STRANGER THAN STRANGER THINGS

Play in a Day  
Saturday 14th January  
11 - 18 year olds



### A PACK OF WOLVES

Play in a Day  
Saturday 28th January  
7 - 11 year olds



### DARING TO BE DIFFERENT

Play in a Day  
Saturday 4th  
& 25th February  
11 - 18 year olds



### MANIC MACBETH

Play in a Day  
for adults  
Saturday 11th March  
16+

**Lunch Menu**

Children will be asked what they would like each day by their teacher. Children in year R—2 get infant free school meals and it is £2.41 for the rest of the school, other than for those pupils who have been awarded income based free school meals.

W/C: 07/11 28/11 09/01 30/01 20/02 13/03				
<b>WEEK 2</b>				
	<b>HOT SPECIALS...</b>		<b>DAILY FAVES...</b>	
			<b>PICK A PUDI</b>	
<b>MONDAY</b>	<b>Cheese and Tomato Pizza</b> 🌱 🌱 Served with Two Vegetables	<b>Mixed Bean Pasta</b> 🌱 🌱 Served with Stromboli Pizza Wedge	<b>Jacket Potatoes</b> 🍷 🌱 with a choice of hot and cold fillings <b>Tomato Pasta</b> 🌱 🌱 Fresh, homemade tomato and basil sauce with penne pasta	<b>Jam Sponge</b>
<b>TUESDAY</b>	<b>Pork Sausages</b> Served with Mashed Potato, Two Vegetables and Gravy	<b>Sweet Chilli Vegetable Noodles</b> 🌱 🌱 🌱 Served with Two Vegetables	<b>Jacket Potatoes</b> 🍷 🌱 with a choice of hot and cold fillings <b>Tomato Pasta</b> 🌱 🌱 Fresh, homemade tomato and basil sauce with penne pasta	<b>Orange Shortbread</b> 🍷
<b>WEDNESDAY</b>	<b>Roast Chicken</b> Served with Mashed Potato, Two Vegetables, Yorkshire Pudding and Gravy	<b>Vegetable Pie</b> 🌱 Served with Mashed Potato, Two Vegetables and Gravy	<b>Jacket Potatoes</b> 🍷 🌱 with a choice of hot and cold fillings <b>Tomato Pasta</b> 🌱 🌱 Fresh, homemade tomato and basil sauce with penne pasta	<b>Chocolate Ice Cream</b>
<b>THURSDAY</b>	<b>Keralan Chicken Curry</b> 🍷 🌱 Served with Wholegrain Rice and Two Vegetables	<b>Cauliflower and Sweet Potato Masala</b> 🌱 🌱 🌱 Served with Wholegrain Rice and Two Vegetables	<b>Jacket Potatoes</b> 🍷 🌱 with a choice of hot and cold fillings <b>Tomato Pasta</b> 🌱 🌱 Fresh, homemade tomato and basil sauce with penne pasta	<b>Strawberry Milkshake served with Fresh Fruit</b> 🍷 🌱
<b>FRIDAY</b>	<b>Breaded Fish</b> Served with Chips and Two Vegetables	<b>Quorn Dippers</b> 🌱 Served with Chips and Two Vegetables	<b>Jacket Potatoes</b> 🍷 🌱 with a choice of hot and cold fillings <b>Tomato Pasta</b> 🌱 🌱 Fresh, homemade tomato and basil sauce with penne pasta	<b>Peach Slice</b>

**AVAILABLE EVERY DAY**  
 WATER, SALAD, FRESHLY BAKED BREAD, YOGHURT & FRESH FRUIT

🌱 Vegetarian   🐟 Oily Fish   🌾 Wholegrain   🍏 Fruity!   🍷 Nutritionist's Choice   🍷 Halal Available